








# PRODUCT SELECTOR - CONNECTORS FOR LIQUIDTIGHT FLEXIBLE METAL CONDUIT (LFMC)

O-Z/Gedney™ Product Family	Material	Finish	Trade Size	Configurations	Selection Key
 4Q and 4Q-T Series ①	Malleable Iron	Zinc Electroplate	3/8" to 6"	Straight, 45°, 90°	Standard Liquidtight connector. Use with LFMC in heavy commercial and industrial applications
 4Q-FM Series	Malleable Iron	Zinc Electroplate	3/8" to 5"	Straight Female Hub for connection to RMC/IMC	Female hub threads directly to conduit threads. Transition from RMC/IMC to LFMC in heavy commercial and industrial applications
 4Q-WM Series ①	Malleable Iron and Stainless Steel	Zinc Electroplate	3/8" to 4"	Straight	Strain Relief with stainless steel wire-mesh grip. Prevents conduit pull-out and alleviates flexing stress
 4Q-LT Ground-Tite™ Series ①	Malleable Iron	Zinc Electroplate	3/8" to 6"	Straight (3/8" to 6"), 45° (3/8" to 5"), 90° (3/8" to 5")	To externally ground LFMC in commercial and industrial applications; maximum 6 foot length of LFMC
 4Q-FML Ground-Tite™ Series	Malleable Iron	Zinc Electroplate	3/8" to 5"	Female Straight Hub for connection to RMC/IMC	To externally ground LFMC in commercial and industrial applications; maximum 6 foot length of LFMC
 4Q-TG Series ①	Malleable Iron	Hot Dip / Mechanically Galvanized	3/8" to 6"	Straight (3/8" to 6"), 45° (3/8" to 5"), 90° (3/8" to 5")	Hot Dip / Mechanically Galvanized connectors for atmospheres containing severe corrosives
Appleton™ and O-Z/Gedney™	Material	Finish	Trade Size	Configurations	Selection Key
 4QSS-T Series ①	316 Grade Stainless Steel	Natural	3/8" to 2"	Straight, 45°, 90°	High grade stainless steel LFMC connectors are ideal in areas that are subject to severe corrosive influences
 4QS and 4QS-T Series ①	Steel and Malleable Iron	Zinc Electroplate	3/8" to 4"	Straight, 45°, 90°	Standard Liquidtight connector. Use with LFMC in commercial and light industrial applications
 LMM and LML Series	Zinc Diecast	Natural	3/8" to 4"	Straight, 90°	Cost-competitive liquidtight connectors. Use with LFMC in residential and light commercial applications
 NMM and NML Series	Nylon	Natural	3/8" to 1"	Straight, 90°	For use with Type B Liquidtight Flexible Nonmetallic Conduit (LFNC) in residential and light commercial installations

① O-Z/Gedney™ 4Q = plain throat; O-Z/Gedney™ 4Q-T = insulated throat



# PRODUCT SELECTOR - CONNECTORS FOR LIQUIDTIGHT FLEXIBLE METAL CONDUIT (LFMC)

Appleton™	Material	Finish	Trade Size	Configurations	Selection Key
 ST and STB Series ①	Steel and Malleable Iron	Steel: Zinc Electroplate Malleable: Triple Coat	3/8" to 4"	Straight, 45°, 90°	Standard Liquidtight connector. Use with LFMC in heavy commercial and industrial applications
 STF Series	Steel and Malleable Iron	Steel: Zinc Electroplate Malleable: Triple Coat	3/8" to 4"	Straight	Female hub threads directly to conduit threads. Transition from RMC/IMC to LFMC in heavy commercial and industrial applications
 STB-SR, STB-FSR and STN-SR Series ①	Steel, Malleable Iron and Stainless Steel	Steel: Zinc Electroplate Malleable: Triple Coat	3/8" to 3"	Straight, 45°, 90°	Strain Relief with stainless steel wire-mesh grip. Prevents conduit pull-out and alleviates flexing stress
 ST-L and STB-L Series ①	Steel and Malleable Iron	Steel: Zinc Electroplate Malleable: Triple Coat	3/8" to 4"	Straight, 45°, 90°	To externally ground LFMC in commercial and industrial applications; maximum 6 foot length of LFMC
 ST-AL Series ①	Aluminum (copperfree)	Natural	3/8" to 4"	Straight (3/8" to 4"), 90° (3/8" to 2")	Use with LFMC in corrosive industrial applications where aluminum material is preferred for corrosion resistance
 STN Series	Steel and Malleable Iron	Steel: Zinc Electroplate Malleable: Triple Coat	3/8" to 4"	Straight (3/8" to 4"), 90° (3/8" to 1")	Space-saving hub with insulated throat fits almost flush inside sheet metal enclosure, maximizing interior wiring space
 STNM and STNM-SR Series	Steel and Malleable Iron	Zinc Electroplate	3/8" to 2"	Straight, 90°	For use with Type A Liquidtight Flexible Nonmetallic Conduit (LFNC). Insulated throat is standard
 PG-STB and ISO-STB Series ①	Steel and Malleable Iron	Steel: Zinc Electroplate Malleable: Triple Coat	PG: 3/8" to 2" ISO: 3/8" to 1"	Straight, 45°, 90°	PG and ISO metric threads on male hub body with ferrule and cap to accept standard trade size LFMC

① Appleton™ ST = plain throat; Appleton™ STB = insulated throat

**Appleton™ and O-Z/Gedney™ Liquidtight Connectors are suitable for use in the following hazardous locations:**

- Class I Division 2 per NEC 501.10(B)(2)
- Class I Zone 2 per NEC 505.15(C)(2)
- Class II Division 1 per NEC 502.10(A)(2)
- Class II Division 2 per NEC 502.10(B)(2)
- Class III Division 1 per NEC 503.10(A)(3)
- Class III Division 2 per NEC 503.10(B)
- Intrinsically Safe Systems per NEC 504.20
- Bonding locknuts are recommended when installed in slipholes
- LFMC shall include a wire-type Equipment Bonding Jumper per NEC 501.30(B), 502.30(B) and 503.30(B)

**Where flexibility is not required, LFMC is suitable as a ground return path under the following conditions (reference NEC 350.60):**

- Per NEC 250.118(6)(a), the conduit is terminated in listed fittings (i.e. Appleton™ ST and O-Z/Gedney™ 4Q and LM Series)
- Per NEC 250.118(6)(b), trade sizes 3/8" and 1/2" contain conductors protected by max 20 amp overcurrent protection
- Per NEC 250.118(6)(c), trade sizes 3/4" to 1-1/4" contain conductors protected by max 60 amp overcurrent protection
- Per NEC 250.118(6)(d), the ground fault current path does not exceed 6 feet
- Larger sizes and/or higher overcurrent protection will require an equipment grounding conductor (EGC)

**Appleton™ ST-L and STB-L, O-Z/Gedney™ 4Q-LT and 4Q-FML are recommended for connection to maximum 6 foot external equipment grounding conductor (EGC) per NEC 250.102(E)(2). Where flexibility is required after installation to allow movement or minimize vibration, an equipment grounding conductor (EGC) must be installed per NEC 250.118(6)(e).**